

<R42-289-0>

Service Manual

SPEAKER SYSTEM

CS-R700

PIONEER®

<72H02M01K>

3. CS-R700

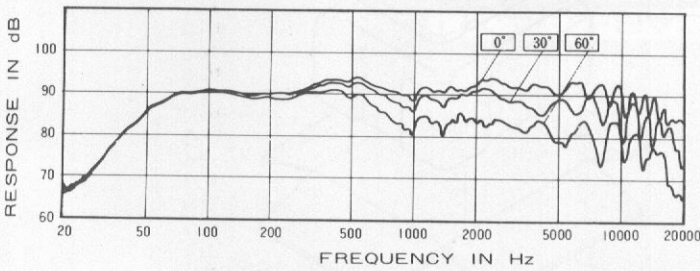
3.1 SPECIFICATIONS

Enclosure	Bass-reflex type	
System	3-way 3-speaker system	
Speakers;		
Woofer	30cm (12 in.) cone type	
Mid-high Range	Horn type	
Super-Tweeter	Multicellular horn type	
Frequency Range	35Hz to 20,000Hz	
Input Impedance	8Ω	
Sensitivity	91dB/W at 1 m distance	
Max. Input Power	75W	
Crossover Frequencies:	Lows – Mid-high ranges	700Hz
	Mid-high ranges – Super highs	14,000Hz
External Dimensions	380(W) x 660(H) x 346(D) mm	
	15(W) x 26(H) x 13-19/32(D) in.	
Weight	23kg (50lb 11oz)	

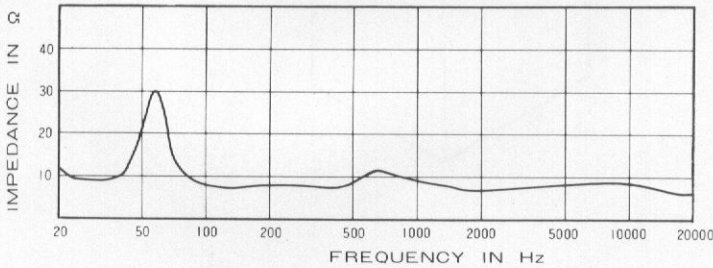


NOTE: Specifications and the design subject to possible modification without notice due to improvements.

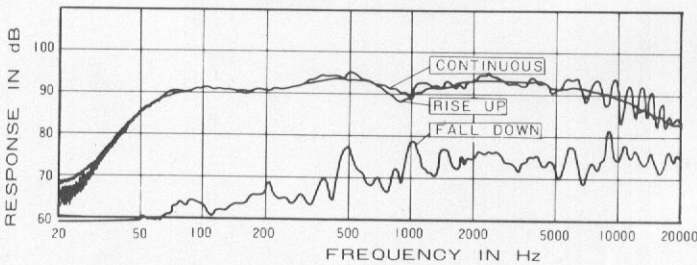
DIRECTIONAL FREQUENCY RESPONSE



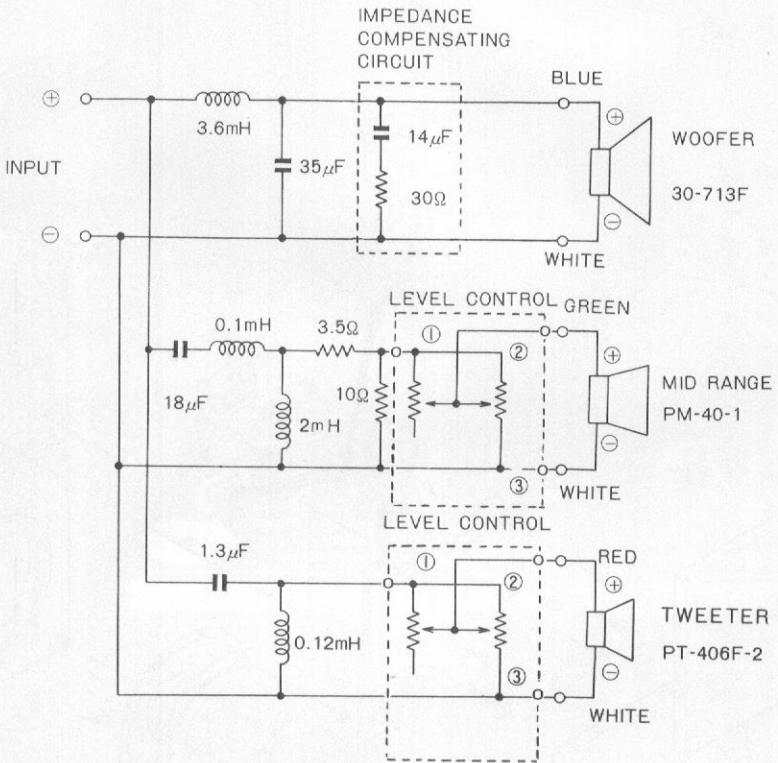
CHARACTERISTIC OF IMPEDANCE



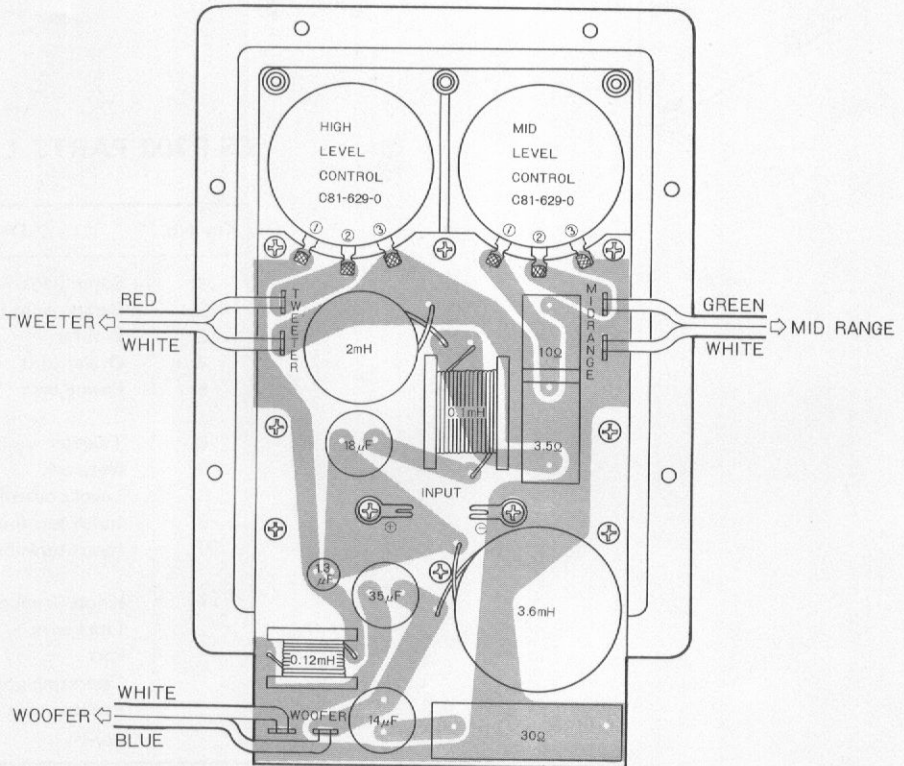
CHARACTERISTICS OF TRANSIENT



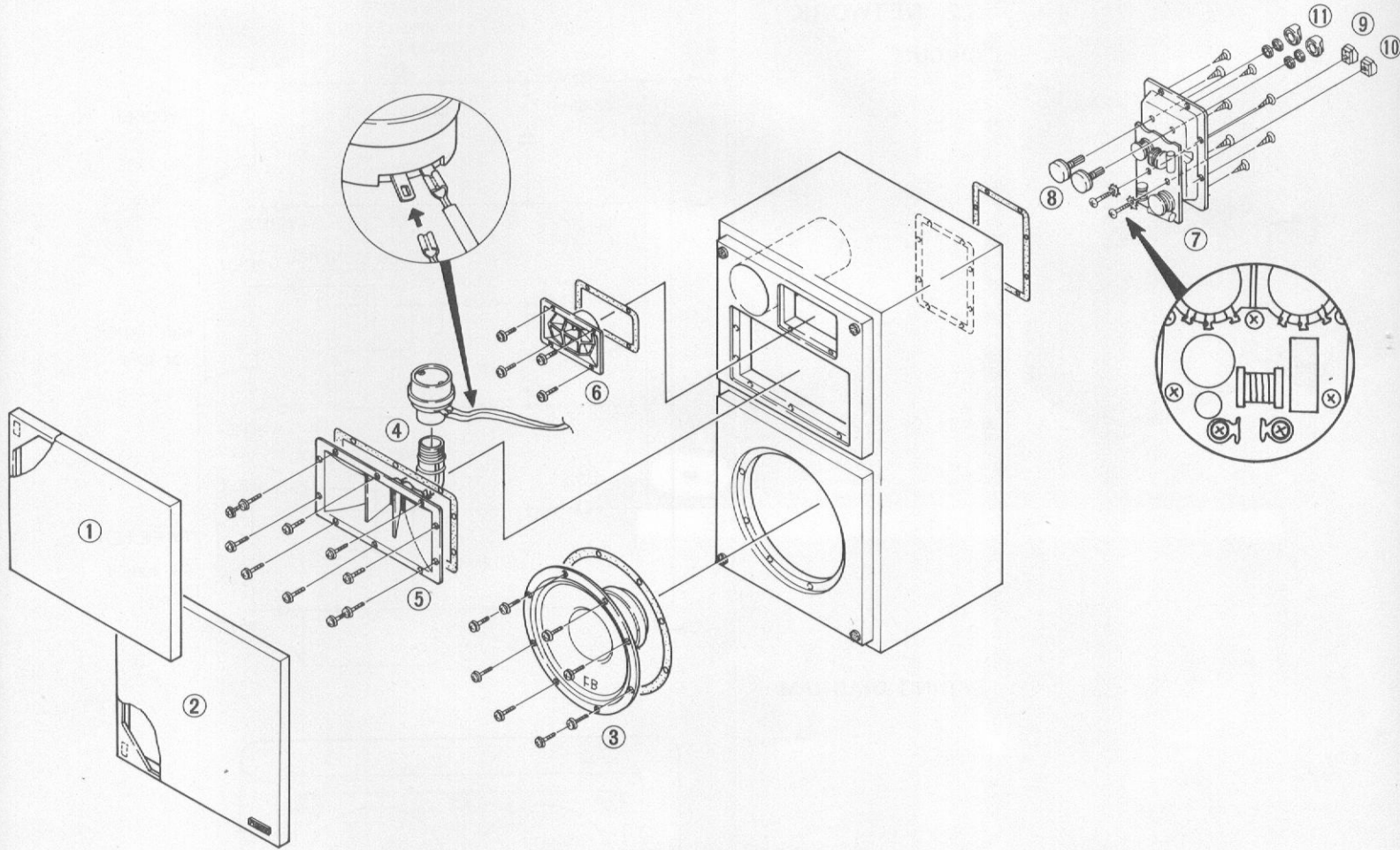
3.2 NETWORK
CIRCUIT



WIRING DIAGRAM



3.3 EXPLODED VIEW AND PARTS LIST



CS-R700 PARTS LIST

Key No.	Description	Part No.
1	Saran panel (black)	SXB-056-0
2	Saran panel (brown)	SXB-057-0
3	Woofer	30-713F
4	Driver unit	PD-40-1
5	Phone unit	PH-40-1
6	Tweeter	PT-406F-2
7	Network	SWN-027-0
8	Level control	C81-629-0
9	Input terminal (blue)	SKC-012-A
10	Input terminal (white)	SKC-012-0
11	Knob (level control)	SAA-005-0
	Lead wire	D51-603-A
	Pad	E11-048-A
	Operating guide	SRB-037-0
	Packing case	SHK-076-A
	Styrol	SHA-022-0

